








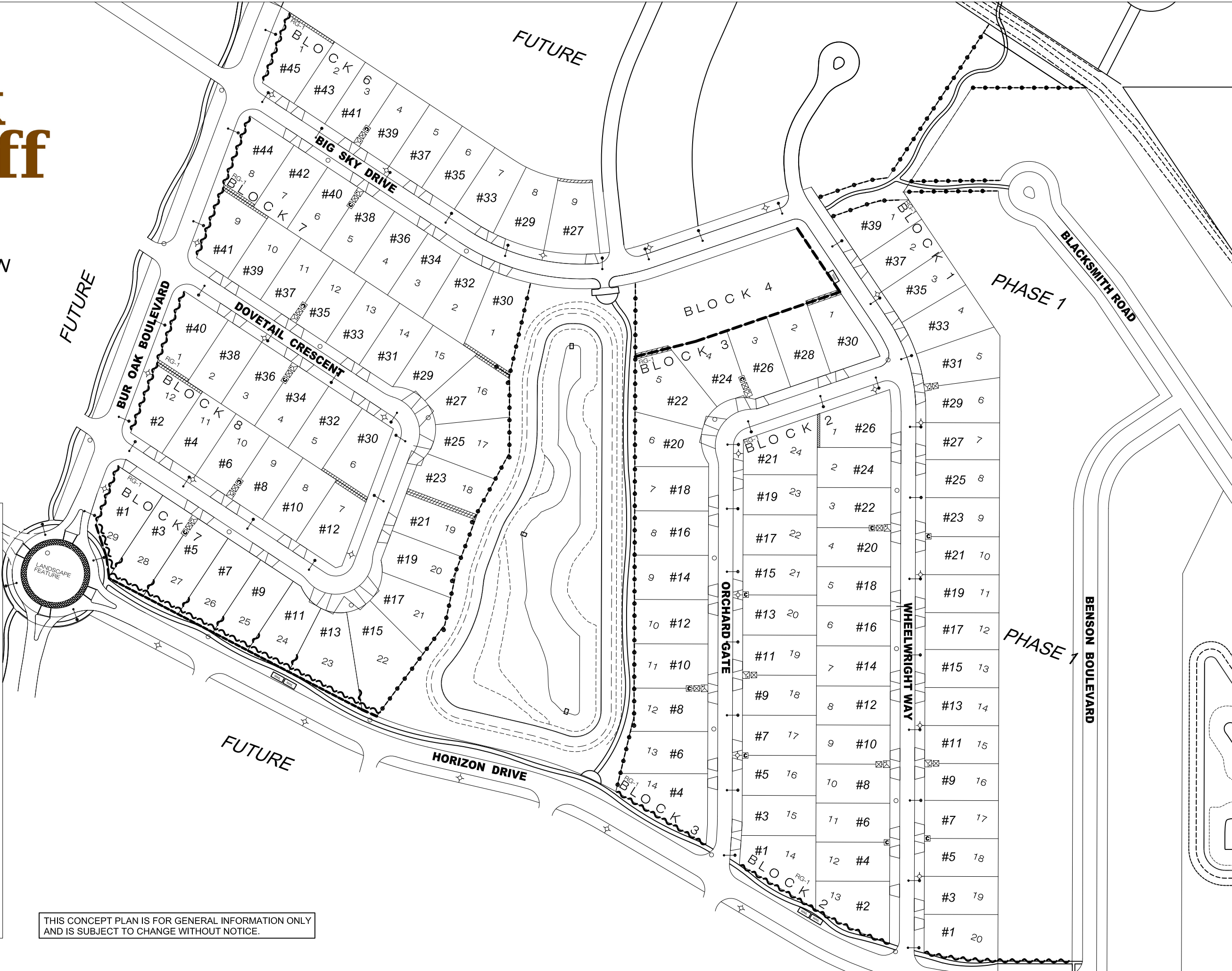
Oak Bluff WEST

PHASE 2 MARKETING PLAN
November 07, 2018



LEGEND:

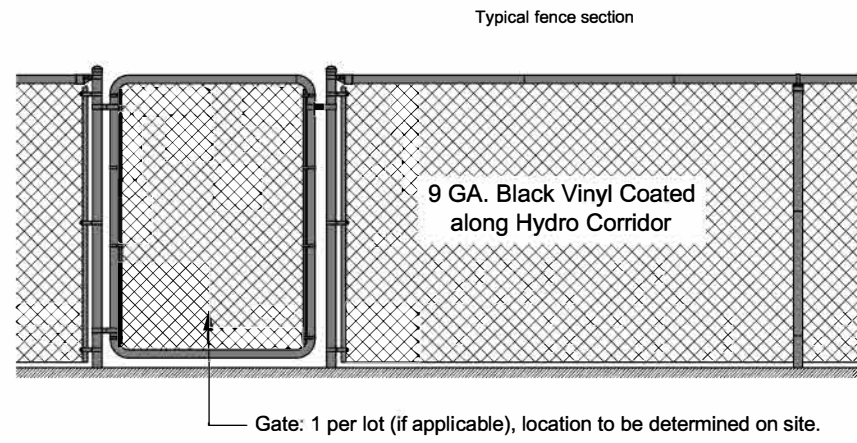
-  APPROACH LOCATION
- #59** CIVIC ADDRESS
- 29** LOT NUMBER
-  FIRE HYDRANT
-  GATEVALVE
-  MANHOLE
-  LIGHT STANDARD
-  HYDRO PEDESTAL
-  M.T.S. PEDESTAL
-  CABLE PEDESTAL
-  COMMUNITY MAIL BOX
-  PATHWAY
-  DRAINAGE EASEMENT
-  SOLID FENCE DESIGN
(SEE FENCE DESIGN DETAIL)
-  CHAIN-LINK FENCE DESIGN
(SEE FENCE DESIGN DETAIL)
-  OPEN FENCE DESIGN
(SEE FENCE DESIGN DETAIL)
-  SOLID FENCE WITH OPEN STYLE TOP
ON RETAINING WALL
(SEE FENCE DESIGN DETAIL)



THIS CONCEPT PLAN IS FOR GENERAL INFORMATION ONLY
AND IS SUBJECT TO CHANGE WITHOUT NOTICE.

FENCE DESIGN DETAILS

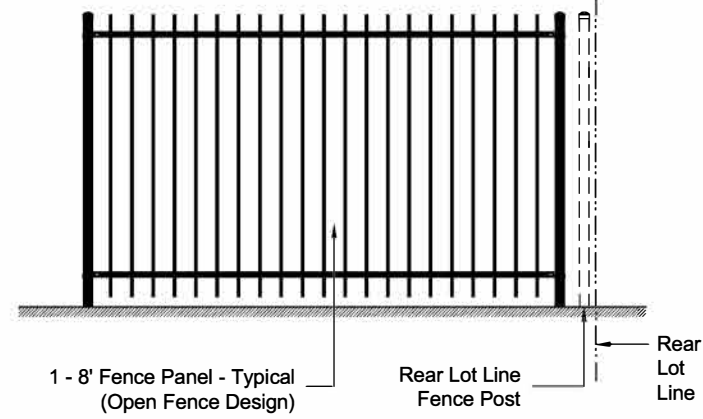
○—○—○ CHAIN-LINK FENCE DESIGN



- 1 Rear Yard Chain-link Fence Elevation - Typ.
- 2 Chain-link Fence Design - NTS

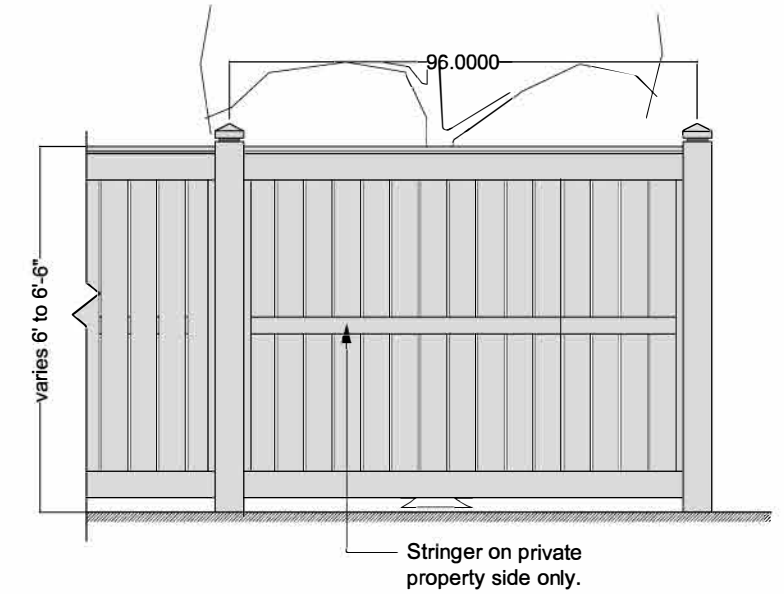
~ ~ OPEN FENCE DESIGN

Note:
Open fence system is galvanized steel with Black acrylic topcoat,
Montage™ Genesis style architectural fencing.
Fence height will drop to 4ft (48") at the front of the house

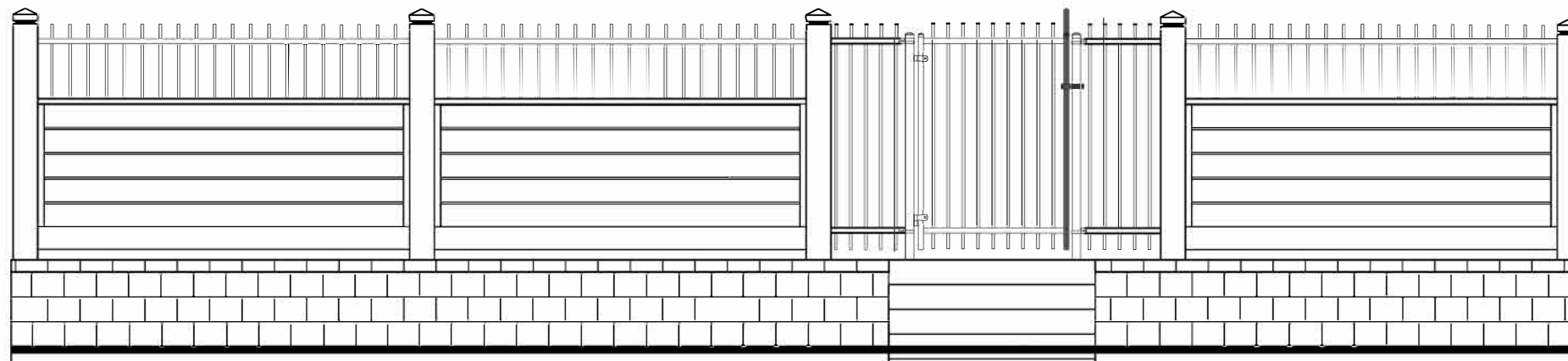


- 2 Side Yard Fence Return Elevation - Typ.
- 2 Open Fence Design - NTS

- - - SOLID FENCE DESIGN



- 3 Solid Fence Elevation - Typ.
- 2 Solid Fence Design - NTS



- 4 Rear Yard Open Fence Elevation - Typ.
- 2 Open Fence Design - NTS



PHASE 2

Orchard Gate
Wheelwright Way
Big Sky Drive
Dovetail Crescent

NOTE: FOR ILLUSTRATION PURPOSES ONLY. NOT TO BE USED AS CONSTRUCTION DRAWINGS.